

## Lexapro:

### Phase 1. Reading the Dataset:

The Shape of the Dataset: (219, 9)

	index	drug_name	...	date	ADR_count	dosage_duration
0	1	lexapro	...	21-Feb-11	3.0	5 years20mg 1X D
1	2	lexapro	...	21-Aug-16	4.0	2 days10mg 1X D
2	3	lexapro	...	4-Oct-10	10.0	2 days10mg 1X D
3	4	lexapro	...	5-Jul-07	14.0	7 weeks
4	5	lexapro	...	4-Oct-08	18.0	2 months

The Shape of the Dataset: (219, 9)

Number of patient comments present in the Dataset: 219

Number of unique drugs in the Dataset: 1

Number of Unique Medical Conditions present in the Dataset: 76

The Time Period of Collecting the Data

Starting Date: date 9-Nov-09

dtype: object

Ending Date: date 1-Apr-09

### Phase 2. Summarizing the Dataset:

# Summarized Dataset with two columns:

	Rating	ADR count
count	219.000000	219.000000
mean	3.278539	5.648402
std	1.420701	4.890511
min	1.000000	0.000000
25 %	2.000000	2.000000
50 %	4.000000	5.000000
75 %	4.500000	8.000000
max	5.000000	29.000000

### Lexapros with No ADR

-----  
The Number of lexapros with No ADR Count: 24

Number of patients who were satisfied using lexapro (rating>=4) and experienced no ADR: 18

Average Rating of lexapro with No ADR Count: 4.33

### Analysis on lexapros with most ADR

-----  
Maximum ADR count extracted from comment column: 29

Average Rating of lexapros with 20+ ADR Counts: 3.6

Name and Condition of these Drugs:

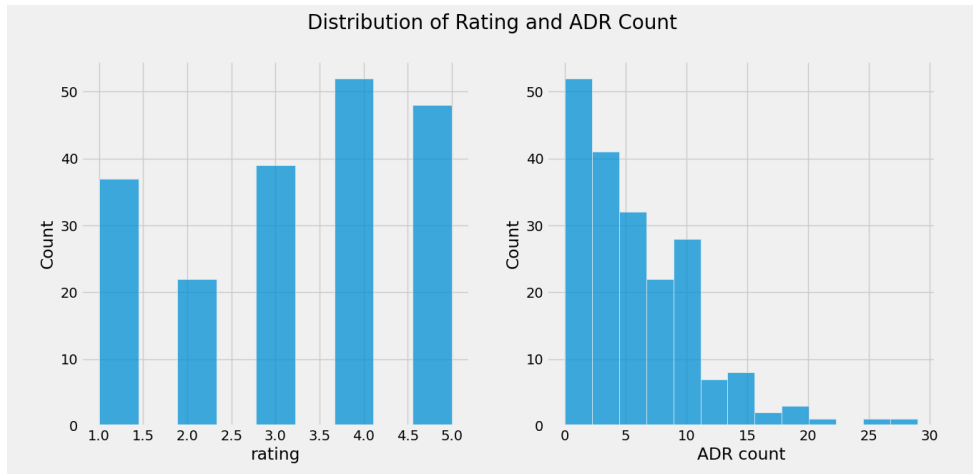
	drug_id	condition	dosage_duration
0	lexapro.43	mild depression/grief from loss	3 days
1	lexapro.140	depression	1.5 years
2	lexapro.179	depression	9 months

# Summarized Categorical data:

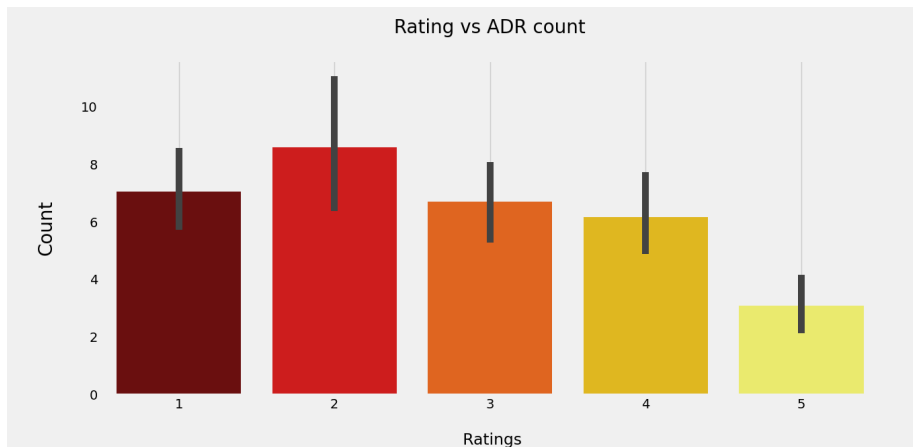
	drug_name	condition	comment	dosage_duration
count	219	219	198	219
unique	1	76	198	106
top	lexapro	depression/anxiety	I am detoxing from Lexapro now. I slowly cut m...	2 years
freq	219	81	1	12

## Phase 3. Unveiling Hidden Patterns from the Data:

# let's check the Distribution of Rating and ADR Count



# let's check the Impact of Ratings on ADR counting



# Checking whether Length of comment has any Impact on Ratings of the Drugs

# For that we need to create a new column to calculate length of the comments

rating	len		
	min	mean	max
1	16	325.486486	1000
2	13	383.500000	1412
3	4	394.897436	1053
4	57	466.192308	1487
5	4	383.375000	1322

Length of Longest comment: 1487

This drug does help me. My life is easier, lighter, I'm capable of working out the issues that lead me to depression, when before all I could do was cry. I'm also taking vitamins that increase serotonin level in my body. Omega3, Flax Seed oil, 5HTP, B12. I started Lexapro with a 1/4 of the 10 mg, then increased it to 1/2; now I'm back to 1/4; eventually I'm going off of it. The reason is weight gain. I've gained 10 lb of pure fat in the past year. Literally FAT. I exercise, I eat healthy. Although, 4 months ago I quit smoking/drinking alcohol, after that I'm craving food all the time, mostly sweets. Sweating for the first 7-8 months was AWFUL. I felt on fire. I'd sweat so much, I had to change my clothes a few times a day. Nights were the worst, especially before my period. Now it's almost unnoticeable. Sometimes I feel zombie-like, like life is out of focus. I have vivid dreams, but I always had them & I enjoy them. The draw back is sometimes my life is so dream-like, while my dreams are so life-like, that I constantly confuse what I dreamed & what I lived. Sometimes I sleep so deep, that I can't even wake up to use the bathroom. I would lie there a little awake (mostly asleep), with my bladder nagging me to get up, but I wouldn't be able to for hours. When I do get up - I'm so drowsy, I walk as if had 5 bottles of vodka. Since scientists know very little about moods, mental issues, feelings, soul-ache, etc. I'd say there's no right medicine & they all affect us.

## Phase 4. Cleaning the Reviews

# Deleting Stop words, Punctuations, numbers etc.

## Phase 5. Calculating the Sentiment from Reviews

#Sentiment Analysis: creating new column named 'sentiment'

sentiment			
rating	min	mean	max
1	-0.8591	-0.235976	0.7351
2	-0.9661	-0.391641	0.7351
3	-0.9766	-0.008623	0.9559
4	-0.9762	0.134075	0.9670
5	-0.9186	0.267103	0.9559

## Phase 6. Calculating the Effectiveness and Usefulness of Drugs

# Two new columns named: eff\_score and usefulness

# The Top 10 Most Useful Drugs with their Respective Conditions, usefulness, and the duration of the prescribed dosage:

	drug_id	condition	usefulness	dosage_duration
0	lexapro.140	depression	116.0	1.5 years
1	lexapro.179	depression	110.0	9 months
2	lexapro.115	depression	80.0	11 months
3	lexapro.121	depression/ anxiety	64.0	10 years20 MG 1X D
4	lexapro.201	depression/ anxiety	55.0	10 weeks
5	lexapro.114	depression/ anxiety	52.0	5 months
6	lexapro.133	depression/ anxiety	44	10 months
7	lexapro.122	depression/ anxiety	44	5 years20mg 1X D
8	lexapro.136	extreme depression	40	3 months
9	lexapro.159	depression/ anxiety/ panic disorder	40	2 months

## Phase 7. Analyzing the Medical Conditions:

# The Most Common Conditions:

Number of Unique Conditions: 262

# Top 10 frequent conditions count

Condition	Count
depression/ anxiety	72
depression	49
mild depression	5
depression/ gad	3
bipolar/ depression	2
mild depression/ anxiety	2
depression/ anxiety/ panic	2
gad/ depression/ ocd	1
depression/ anxiety/ panic attacks	1
depression/ anxiety/ ocd	1

	drug_id	usefulness	dosage_duration
0	lexapro.140	116.0	1.5 years
1	lexapro.179	110.0	9 months
2	lexapro.115	80.0	11 months
3	lexapro.121	64.0	10 years20 MG 1X D
4	lexapro.201	55.0	10 weeks
5	lexapro.114	52.0	5 months
6	lexapro.133	44.0	10 months
7	lexapro.122	44.0	5 years20mg 1X D
8	lexapro.136	40.0	3 months
9	lexapro.159	40.0	2 months

## Phase 8. Finding Most Useful and Useless Drugs for each Condition

# Top 5 Useful Results

	drug_id	usefulness	dosage_duration
1	lexapro.121	64	10 years20 MG 1X D
2	lexapro.201	55	10 weeks
3	lexapro.114	52	5 months
4	lexapro.122	44	5 years20mg 1X D
5	lexapro.133	44	10 months

# Bottom 5 Useful Results

	drug_id	usefulness	dosage_duration
1	lexapro.1	0	5 years20mg 1X D
2	lexapro.78	0	2 days
3	lexapro.79	0	18 days
4	lexapro.80	0	6 months10 1X D
5	lexapro.82	0	2 years

# Zoloft:

## Phase 1. Reading the Dataset:

The Shape of the Dataset: (213, 9)

	index	drug_name	...	date	ADR_count	dosage_duration
0	220	zoloft	...	17-Apr-05	0.0	2 years
1	221	zoloft	...	12-Mar-09	3.0	5 days
2	222	zoloft	...	13-Jul-02	9.0	4 days
3	223	zoloft	...	13-Jun-08	3.0	10 days
4	224	zoloft	...	21-Feb-15	4.0	1 years150mg x d

The Shape of the Dataset: (213, 8)

Number of patient comments present in the Dataset: 213

Number of unique drugs in the Dataset: 1

Number of Unique Medical Conditions present in the Dataset: 76

The Time Period of Collecting the Data

Starting Date: date 9-Oct-04

dtype: object

Ending Date: date 1-Aug-06

## Phase 2. Summarizing the Dataset:

# Summarized Dataset with two columns:

	rating	ADR count
count	213.000000	212.000000
mean	3.380282	4.514151
std	1.404503	3.934871
min	1.000000	0.000000
25%	2.000000	2.000000
50%	4.000000	4.000000
75%	5.000000	6.000000
max	5.000000	21.000000

### Lexapros with No ADR

-----  
The Number of lexapros with No ADR Count: 21

Number of patients who were satisfied using lexapro (rating>=4) and experienced no ADR: 21

Average Rating of lexapro with No ADR Count: 3.90

### Analysis on lexapros with most ADR

-----  
Maximum ADR count extracted from comment column: 21

Average Rating of lexapros with 20+ ADR Counts: 2.0

Name and Condition of these Drugs:

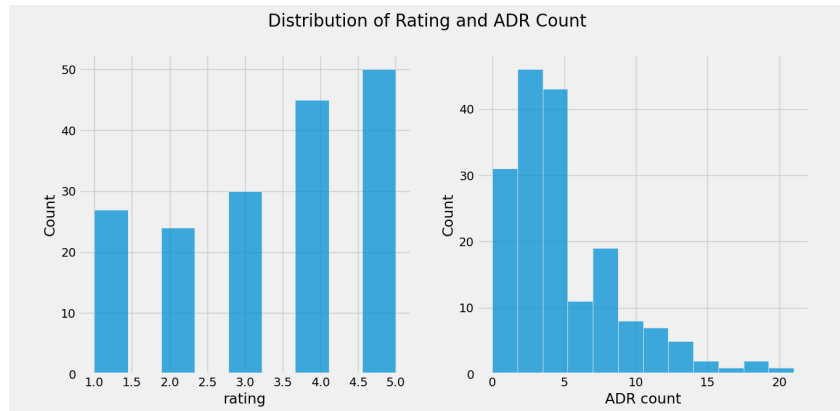
	drug_id	condition	dosage_duration
0	zoloft.9	depression/ anxiety/ ptsd	2 years200MG 1X D
1	zoloft.93	ptsd/ anxiety/ ocd/ depression	2 months100mg

# Summarized Categorical data:

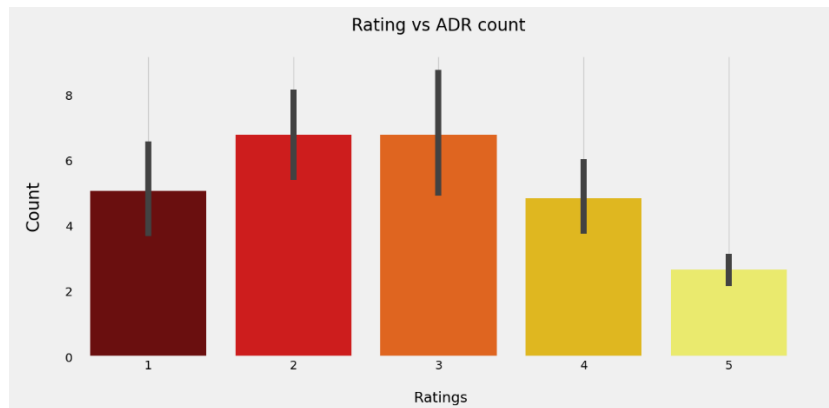
	drug_name	condition	comment	dosage_duration
count	213	213	177	213
unique	1	76	176	105
top	zoloft	depression	At first, I din't realize all of these side ef...	1 years
freq	213	74	2	9

### Phase 3. Unveiling Hidden Patterns from the Data:

# let's check the Distribution of Rating and ADR Count



# let's check the Impact of Ratings on ADR counting



# Checking whether Length of comment has any Impact on Ratings of the Drugs

# For that we need to create a new column to calculate length of the comments

len			
rating	min	mean	max
1	15	325.486486	1000
2	13	383.500000	1412
3	4	394.897436	1053
4	57	466.192308	1487
5	4	383.375000	1322

Length of Longest comment: 1508

I was given zoloft from my psychiatrist and started at 50mg per day and was steadily increased to 100mg. After taking this for three weeks I began to not process thoughts well and found it difficult to concentrate and function well. I felt very shaky in my hands especially in the afternoons making tying a bow or a knot very difficult. I found work hard to focus on and suffered some memory difficulties. I was carrying out 'risky' behaviours and after 4 weeks of taking it I ended up in the emergency department of the hospital twice in 4 days for over-dosing. This medication has not been at all pleasant and when put in hospital the doctors increased my dose to 150mg and this was terrible. I am now on my



first complete day with taking no zoloft after slowing decreasing the dose and the withdrawal isn't pleasant but survivable so far. Headache, slight confusion, temperature and feeling very tired are some of the withdrawal symptoms I have so far felt but they are better than what zoloft was doing for me. Zoloft was prescribed to me to help with depression and if I knew that there were reported cases that this anti-depressant could increase the risk of suicide I NEVER would have agreed to take the medication. I have learnt that it is very important that you should ask your doctor questions when they prescribe you a medication and that it is essential to research the side effects. I had never previously carried out any risky suicidal behaviours until after taking zoloft for 3 weeks.

## Phase 4. Cleaning the Reviews

# Deleting Stop words, Punctuations, numbers etc.

## Phase 5. Calculating the Sentiment from Reviews

#Sentiment Analysis: creating new column named 'sentiment'

sentiment			
rating	min	mean	max
1	-0.9850	-0.235976	0.7351
2	-0.9081	-0.391641	0.7351
3	-0.9795	-0.008623	0.9559
4	-0.9618	0.134075	0.9670
5	-0.9402	0.267103	0.9559

## Phase 6. Calculating the Effectiveness and Usefulness of Drugs

# Two new columns named: eff\_score and usefulness

# The Top 10 Most Useful Drugs with their Respective Conditions, usefulness, and the duration of the prescribed dosage:

	drug_id	condition	usefulness	dosage duration
0	zoloft.143	anxiety/ possible depression	64.0	5.5 months
1	zoloft.135	depression	52.0	3 years50 - 150MG 1X D
2	zoloft.129	severe depression/ stress/ anxiety	48.0	6 weeks
3	zoloft.116	major depression/ ocd/ major anxiety	48.0	14 days50 1X D
4	zoloft.108	anxiety/ depression/ panic	44.0	1 years
5	zoloft.128	anxiety/ depression/ panic	44.0	5 years
6	zoloft.170	depression/ anxiety	40.0	7 months
7	zoloft.104	depression/ anxiety	32.0	1.5 months
8	zoloft.139	depression/ insomnia	32.0	9 months
9	zoloft.191	social anxiety/ ocd/ depression	30.0	1.5 months

## Phase 7. Analyzing the Medical Conditions:

# The Most Common Conditions:

Number of Unique Conditions: 262

## # Top 10 frequent conditions count

Condition	Count
depression	51
depression/ anxiety	44
severe depression	6
mild depression	3
depression/ anxiety/ panic attacks	2
depression/ anxiety attacks	2
severe clinical depression	2
depression/ ocd	2
anxiety/ depression/ panic	2
clinical depression/ anxiety	2

	drug_id	usefulness	dosage_duration
0	zoloft.143	64.0	5.5 months
1	zoloft.135	52.0	3 years50 - 150MG 1X D
2	zoloft.129	48.0	6 weeks
3	zoloft.116	48.0	14 days50 1X D
4	zoloft.108	44.0	1 years
5	zoloft.128	44.0	5 years
6	zoloft.170	40.0	7 months
7	zoloft.104	32.0	1.5 months
8	zoloft.139	32.0	9 months
9	zoloft.191	30.0	1.5 months

## Phase 8. Finding Most Useful and Useless Drugs for each Condition

### # Top 5 Useful Results

	drug_id	usefulness	dosage_duration
1	zoloft.135	52.0	3 years50 - 150MG 1X D
2	zoloft.187	25.0	4 years
3	zoloft.123	20.0	2.5 years
4	zoloft.166	20.0	14 years
5	zoloft.146	16.0	6 years

### # Bottom 5 Useful Results

	drug_id	usefulness	dosage_duration
1	zoloft.1	0.0	2 years
2	zoloft.189	0.0	100 2X D
3	zoloft.184	0.0	15 years150 1X D
4	zoloft.155	0.0	6 months
5	zoloft.121	0.0	

# EffexorXR:

## Phase 1. Reading the Dataset:

The Shape of the Dataset: (228, 9)

	index	drug_name	...	date	ADR_count	dosage_duration
0	664	EffexorXR	...	28-Apr-11	10.0	months30 mg 2X D
1	665	EffexorXR	...	28-Dec-07	4.0	2 months
2	666	EffexorXR	...	19-Dec-09	4.0	3 years
3	667	EffexorXR	...	9-Mar-11	5.0	3 weeks37.5mg 1X D
4	668	EffexorXR	...	13-Dec-07	2.0	3 years

The Shape of the Dataset: (228, 8)

Number of patient comments present in the Dataset: 228

Number of unique drugs in the Dataset: 1

Number of Unique Medical Conditions present in the Dataset: 84

The Time Period of Collecting the Data

Starting Date: date 9-Sep-08

dtype: object

Ending Date: date 1-Apr-04

## Phase 2. Summarizing the Dataset:

# Summarized Dataset with two columns:

	rating	ADR count
count	228.000000	228.000000
mean	3.087719	5.030702
std	1.551247	4.722607
min	1.000000	0.000000
25%	1.000000	2.000000
50%	3.000000	4.000000
75%	4.000000	7.000000
max	5.000000	41.000000

## Lexapros with No ADR

The Number of lexapros with No ADR Count: 19

Number of patients who were satisfied using lexapro (rating $\geq$ 4) and experienced no ADR: 10

Average Rating of lexapro with No ADR Count: 3.37

## Analysis on lexapros with most ADR

Maximum ADR count extracted from comment column: 41

Average Rating of lexapros with 20+ ADR Counts: 4.0

Name and Condition of these Drugs:

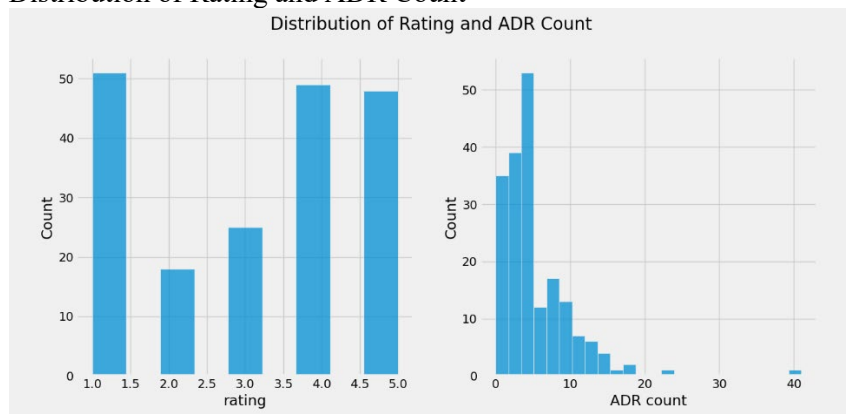
	drug_id	condition	dosage_duration
0	EffexorXR.110	chronic depression	4 months
1	EffexorXR.200	manic depression/ bi-polar/ anxiety	8 years300 MG 1X D

# Summarized Categorical data:

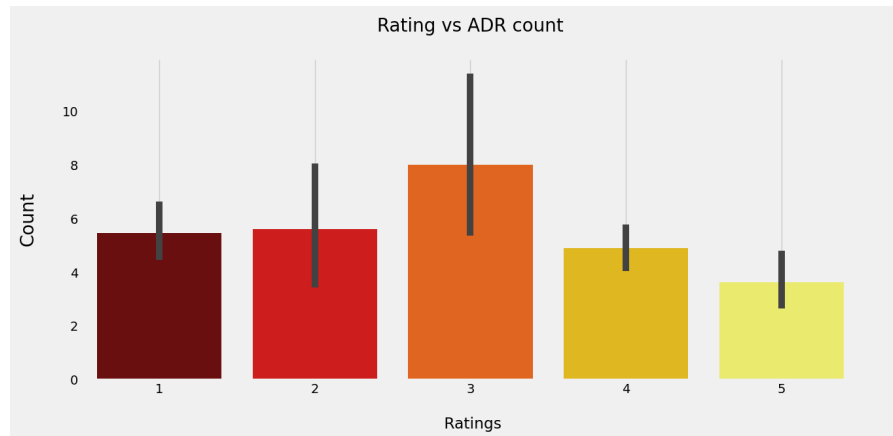
	drug_name	condition	comment	dosage_duration
count			228	
unique	1	84	191	83
top	EffexorXR	depression	Would not recommend this drug to anyone.	3 years
freq	228	79	1	16

## Phase 3. Unveiling Hidden Patterns from the Data:

# let's check the Distribution of Rating and ADR Count



# let's check the Impact of Ratings on ADR counting



# Checking whether Length of comment has any Impact on Ratings of the Drugs  
# For that we need to create a new column to calculate length of the comments

		len	
rating	min	mean	max
1	13	325.486486	1000
2	63	383.500000	1412
3	21	394.897436	1053
4	44	466.192308	1487
5	30	383.375000	1322

Length of Longest comment: 1533

I was never one to take any kind of drugs. I would only take aspirin as a last resort. But I have to say that taking the Effexor has made me feel so much better. I read all the side effects and was reluctant to start it, but knew that I needed to take something in order to function in life. I am currently on 75 mgs per day and it has made a huge difference. My advice to anyone considering taking the drug is don't stress out when reading the side effects. All drugs effect people differently. Give it a chance. It took about 14 days for the drug to kick in. The side effects did go away after about 4 days and when I increased my dose from 37.5 mgs to 75 mgs I didn't have any side effects. My Dr. prescribed xanax for me to take along with the effexor for the first week which actually eliminated the shakiness and nervousness immediately. I only had to take the xanax for the first three days on the Effexor. I suggest that if you decide to take the Effexor, having the xanax on hand for the first few days will help. I have not had to increase my dosage as of yet. I'm hoping to be able to stay on the 75 mgs for as long as possible. Reading about the withdrawals is a little scary, but like I said, all people are affected differently by different drugs, so I will cross that bridge if and when I get to it. Effexor has made a huge difference in my life and when and if I have to come off it, if I experience any withdrawals, well, so be it. It would be a small price to pay for being able to enjoy life.

## Phase 4. Cleaning the Reviews

# Deleting Stop words, Punctuations, numbers etc.

## Phase 5. Calculating the Sentiment from Reviews

#Sentiment Analysis: creating new column named 'sentiment'

sentiment			
rating	min	mean	max
1	-0.9783	-0.235976	0.7351
2	-0.9702	-0.391641	0.7351
3	-0.9222	-0.008623	0.9559
4	-0.9774	0.134075	0.9670
5	-0.8818	0.267103	0.9559

## Phase 6. Calculating the Effectiveness and Usefulness of Drugs

# Two new columns named: eff\_score and usefulness

# The Top 10 Most Useful Drugs with their Respective Conditions, usefulness, and the duration of the prescribed dosage:

	drug_id	condition	usefulness	dosage_duration
0	EffexorXR.200	manic depression/ bi-polar/ anxiety	115	8 years300 MG 1X D
1	EffexorXR.166	depression	60	2 years
2	effexorXR.173	gad/ depression/ panic attacks	52	3 months
3	EffexorXR.140	depression/ nerve pain	48	7 years
4	EffexorXR.177	mild depression/ anxiety	45	3 months75mg 1X D
5	EffexorXR.198	depression/ ocd	45	14 months
6	EffexorXR.156	mild depression/anxiety	40	2 months
7	EffexorXR.149	depression/ anxiety	40	15 days
8	EffexorXR.201	major depression/ anxiety/ self harm	40	1.5 years
9	EffexorXR.157	depression	36	3 years

## Phase 7. Analyzing the Medical Conditions:

# The Most Common Conditions:

Number of Unique Conditions: 262

# Top 10 frequent conditions count

Condition	Count
depression	61
depression/ anxiety	40
major depression	6
mild depression	4
severe depression	3
depression/ panic attacks	3
panic attacks/ depression	2
generalized anxiety/ depression	2
depression/ mood swings	2
chronic depression	2

	drug_id	usefulness	dosage_duration
0	EffexorXR.200	115	8 years300 MG 1X D
1	EffexorXR.166	60	2 years
2	EffexorXR.173	52	3 months
3	EffexorXR.140	48	7 years
4	EffexorXR.177	45	3 months75mg 1X D
5	EffexorXR.198	45	14 months
6	EffexorXR.156	40	2 months
7	EffexorXR.149	40	15 days
8	EffexorXR.201	40	1.5 years
9	EffexorXR.157	36	3 years

## Phase 8. Finding Most Useful and Useless Drugs for each Condition

### # Top 5 Useful Results

	drug_id	usefulness	dosage_duration
1	EffexorXR.166	60	2 years
2	EffexorXR.157	36	3 years
3	EffexorXR.219	30	3 years
4	EffexorXR.124	28	5 months
5	EffexorXR.217	25	3 weeks

### # Bottom 5 Useful Results

	drug_id	usefulness	dosage_duration
1	EffexorXR.2	0	2 months
2	EffexorXR.55	0	7 days
3	EffexorXR.57	0	5 days
4	EffexorXR.61	0	2 months
5	EffexorXR.64	0	12 days

# Cymbalta:

## Phase 1. Reading the Dataset:

The Shape of the Dataset: (231, 9)

	index	drug_name	...	date	ADR count	dosage duration
0	1	cymbalta	...	15-Aug-13	0.0	30mg 1X D
1	2	cymbalta	...	24-Jan-06	5.0	2 months
2	3	cymbalta	...	7-Oct-08	10.0	1 times
3	4	cymbalta	...	5-Jun-13	4.0	1 days30mg
4	5	cymbalta	...	4-Aug-06	28.0	1 days

The Shape of the Dataset: (231, 8)

Number of patient comments present in the Dataset: 231

Number of unique drugs in the Dataset: 1

Number of Unique Medical Conditions present in the Dataset: 96

The Time Period of Collecting the Data

Starting Date: date 9-Sep-13

dtype: object

Ending Date: date 1-Aug-07

## Phase 2. Summarizing the Dataset:

# Summarized Dataset with two columns:

	rating	ADR count
count	231.000000	231.000000
mean	2.913420	5.891775
std	1.529803	4.717357
min	1.000000	0.000000
25%	1.000000	3.000000
50%	3.000000	5.000000
75%	4.000000	8.000000
max	5.000000	29.000000



## Lexapros with No ADR

The Number of lexapros with No ADR Count: 21

Number of patients who were satisfied using lexapro (rating $\geq$ 4) and experienced no ADR: 11

Average Rating of lexapro with No ADR Count: 3.24

## Analysis on lexapros with most ADR

Maximum ADR count extracted from comment column: 29

Average Rating of lexapros with 20+ ADR Counts: 1.6666666666666667

Name and Condition of these Drugs:

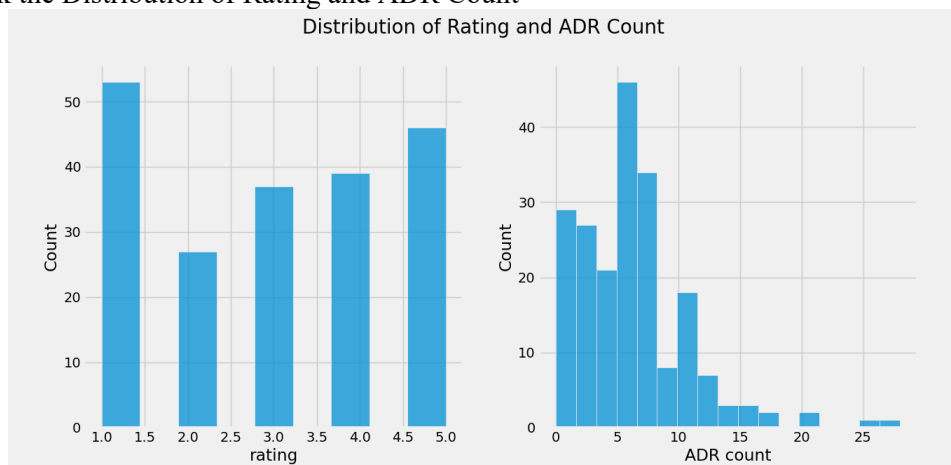
	drug_id	condition	dosage_duration
0	cymbalta.5	depression/ anxiety	1 days
1	cymbalta.41	muscular pain/ depression/ anxiety	1 days60

# Summarized Categorical data:

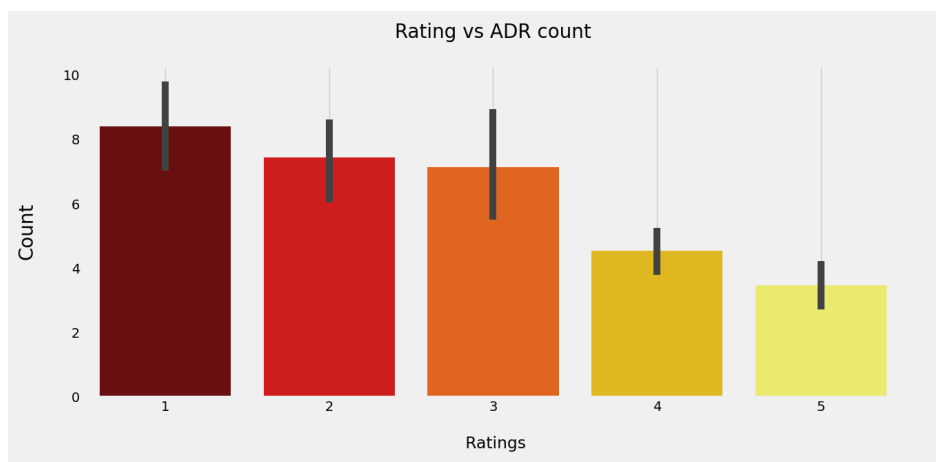
	drug_name	condition	comment	dosage_duration
count			231	231
unique	1	96	201	115
top	cymbalta	depression	Bad Drug!	6 months
freq	231	68	2	11

## Phase 3. Unveiling Hidden Patterns from the Data:

# let's check the Distribution of Rating and ADR Count



# let's check the Impact of Ratings on ADR counting



# Checking whether Length of comment has any Impact on Ratings of the Drugs

# For that we need to create a new column to calculate length of the comments

len			
rating	min	mean	max
1	9	325.486486	1000
2	6	383.500000	1412
3	42	394.897436	1053
4	28	466.192308	1487
5	3	383.375000	1322

Length of Longest comment: 1500

I have relief from major depression, anxiety, suicidal thoughts are becoming fewer, I also take 200 mg of zoloft which I find to be less affective compared to cymbalta. Yesterday, Christmas day began with a crying episode that I could NOT shake for several hours that included hopelessness in a major way. I was Determined NOT to remain depressed so I first tried 1/2mg ativan followed by an additional dose of 60 mg of cymbalta. Gradually over 3 hrs the heavy dark shroud of miserable depression began to fall away. It has been over 24 hrs. NO DEPRESSION. This was my miracle on Christmas day. Uncertain about night and day sweats as that has been around for a decade due to menopause and a total hysterectomy. I sleep at night, no nightmares and my dreams are , REALLY VIVID as I am a VISUAL ARTIST. I do wake up refreshed. A few times I have experienced the peripheral shadows, 1 second, then gone but I now realize what they are and they no longer scare the hell out of me. I will accept the annoying side affects if cymbalta continues to keep the grim reaper, depression and anxiety, OUT of lifejourney. I look forward to each step where scientists take one further towards a better life for those who suffer. Hopefully this forum of exchange will be a step forward in reaching the cure all miracle drug. In the mean time take advantage of the progress that have been made. Blessings to all of you who still suffer. Oh, sex life; try a roller coaster ride to work you up to it.

## Phase 4. Cleaning the Reviews

# Deleting Stop words, Punctuations, numbers etc.

## Phase 5. Calculating the Sentiment from Reviews

#Sentiment Analysis: creating new column named 'sentiment'

sentiment			
rating	min	mean	max
1	-0.9760	-0.235976	0.7351
2	-0.9551	-0.391641	0.7351
3	-0.9810	-0.008623	0.9559
4	-0.9825	0.134075	0.9670
5	-0.9597	0.267103	0.9559

## Phase 6. Calculating the Effectiveness and Usefulness of Drugs

# Two new columns named: eff\_score and usefulness

# The Top 10 Most Useful Drugs with their Respective Conditions, usefulness, and the duration of the prescribed dosage:

	drug_id	condition	usefulness	dosage_duration
0	cymbalta.221	major depression/ anxiety/ pmdd	55	days30 mg 1X D
1	cymbalta.214	depression/ anxiety	40	1 months
2	cymbalta.227	major depression/ anxiety/ ptsd	40	2.5 years
3	cymbalta.183	depression	40	11 months
4	cymbalta.143	depression	36	2 weeks
5	cymbalta.222	depression, anxiety	35	1 years
6	cymbalta.177	major depression	32	2.5 years60 1X D
7	cymbalta.145	fibromyalgia/ depression	32	2 months 1X D
8	cymbalta.159	dysphoria/ depression	32	9 months60mg 1X D
9	cymbalta.180	depression	32	9 months

## Phase 7. Analyzing the Medical Conditions:

# The Most Common Conditions:

Number of Unique Conditions: 262

# Top 10 frequent conditions count

Condition	Count
depression	57
depression/ anxiety	38
fibromyalgia/ depression	8
major depression	5
depression/ neuropathy	3
bipolar/ depression	3
muscle pain/ depression	2
mild depression/ anxiety	2
depression/ ocd	2
major depression/ anxiety	2

	drug_id	usefulness	dosage_duration
0	cymbalta.221	55.0	60 days30 mg 1X D
1	cymbalta.214	40.0	1 months
2	cymbalta.227	40.0	2.5 years
3	cymbalta.183	40.0	11 months
4	cymbalta.143	36.0	2 weeks
5	cymbalta.222	35.0	1 years
6	cymbalta.177	32.0	2.5 years60 1X D
7	cymbalta.145	32.0	2 months 1X D
8	cymbalta.159	32.0	9 months60mg 1X D
9	cymbalta.180	32.0	9 months

## Phase 8. Finding Most Useful and Useless Drugs for each Condition

### # Top 5 Useful Results

	drug_id	usefulness	dosage_duration
1	cymbalta.183	40	11 months
2	cymbalta.143	36	2 weeks
3	cymbalta.180	32	9 months
4	cymbalta.212	30	2 days
5	cymbalta.202	25	10 years60

### # Bottom 5 Useful Results

	drug_id	usefulness	dosage_duration
1	cymbalta.13	0	2 weeks
2	cymbalta.102	0	2 weeks
3	cymbalta.105	0	2 years60 MG 1X D
4	cymbalta.110	0	14 days
5	cymbalta.112	0	3 months